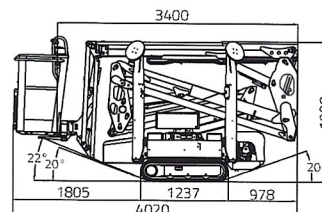
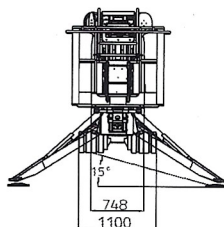
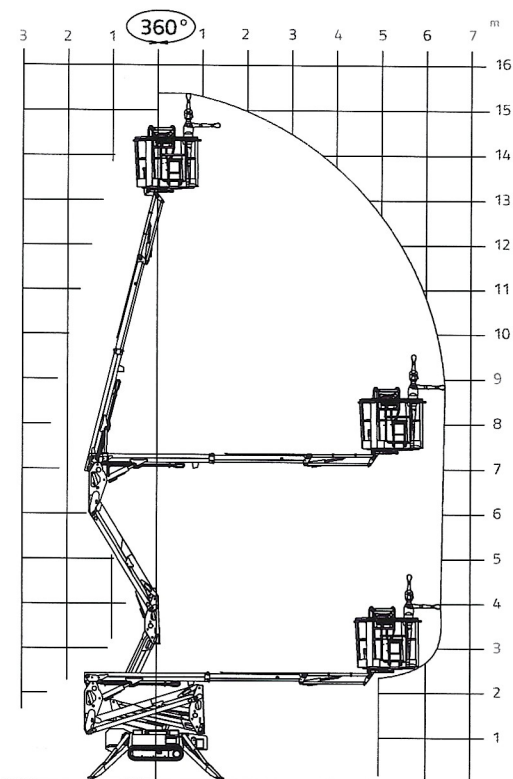


LIGHTLIFT 15.70

PERFORMANCE III S



15,40 m



6,60 m



4,02 m



3,40 m



1,99 m



1335x690xh.1100 mm



124° (+/-62°)



16° / 28,7%



1950 kg / 4299 lb (Honda)



Honda iGX390 - 11,7CV 3600rpm
HATZ 1B40 - 10CV 3600rpm



230V / 50 Hz - 2,2 Kw
110V / 50 Hz - 2,2 Kw



748 / 1100 mm



2800 x 2800 mm



Stabilisation et destabilisation
automatique III S de série
Standaard kenmerken serie
performance III S



Télécommande
Afstandsbediening met kabel



GPRS-GPS



R.A.H.M.



100Ah/36V
Optionnel - Optioneel

